




© 2006 Perkilou Products™




© 2006 Perkilou Products™



© 2006 Perkilou Products™



© 2006 Perkilou Products™



© 2006 Perkilou Products™



© 2006 Perkilou Products™



© 2006 Perkilou Products™




© 2006 Perkilou Products™




© 2006 Perkilou Products™

Burger




Buddies

Burger




Buddies

Burger




Buddies

Burger




Buddies

Burger




Buddies

Burger




Buddies

Burger




Buddies

Burger



Buddies

Burger




Buddies




Burger Buddies

Created by Robin Whitesell & Dina Peters, M.S. CCC-SLP
© Perkilou Products™ www.speechtherapygames.com



Object: be the first player to make a whole hamburger and get the fries.

Materials needed: Burger Buddies cards, burger and fries plastic toy sets (one for each player)



Printing Instructions: print one set of cards for each player on card stock. Reinsert the cards into the printer and print the blinder page on the back.



Directions:

1. Shuffle the playing cards and then put them in a stack in the middle of the table.
2. Give each player a hamburger and fries set and a paper plate. Have the players leave their plates empty until they have drawn a card.
3. After a player's talking turn, have him draw a card from the stack and add the matching food item to his plate.
4. If a player draws a food item he already has, he must return that card to the bottom of the stack and his turn ends.
5. The first player to complete his hamburger and get his fries is the winner!

